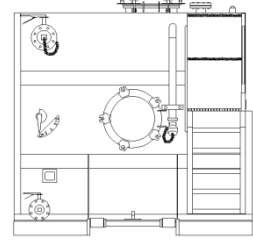
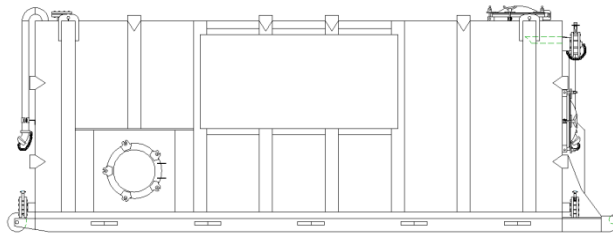
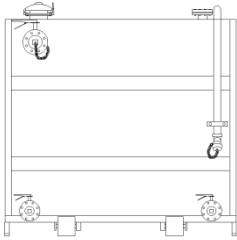




Manufacturing Inc.

DATA SHEET MODEL: MINI-ROCT200

ROLL OFF MINI TANK CLOSED TOP
8,400 GAL (200 BBL)



GENERAL INFORMATION

- **Capacity:** 200 BBL (8,400 gal) Stationary capacity
- **Height:** 8'-6"
- **Width:** 8'-6"
- **Length:** 23'-3" (overall- nose to tail)
20' (Tank length)

STRUCTURAL DESIGN

- **Floor sheets:** 1/4" A36 plate
- **Side sheets:** 1/4" A36 plate
- **Roof sheet:** 1/4" A36 plate
- **Front:** 1/4" A36 plate
- **Rear:** 1/4" A36 plate
- **Main floor rails:** 6" formed channel
- **Long sill rails:** 6" x 2" x 1/4" rectangular tubing

FEATURES

- Full draining ports on both ends of tank
- Smooth Walls for easy cleaning
- **Front Drain:** 4" outlet port (weld neck flange, butterfly valve, threaded flange, male plug & chain)
- **Rear Drain:** (2) 4" outlet ports (weld neck flange, butterfly valve, threaded flange, male plug & chain)
- **Port for liquid level gauge:** (1) 2" port (coupling & male plug)

FEATURES (CONT.)

- **Outlet Ports:** (2) 6" outlet ports (weld neck flange, butterfly valve, threaded flange, male plug & chain), (1) at front & (1) at rear
- **Auxiliary ports:** (2) 4" auxiliary ports (weld neck flange, Buna-N gasket & blind flange), located at roof, (1) near front & (1) near rear
- **Manways:** (3) 22" steel manways W/Buna-N gasket located (1) at passenger side, (1) at front & (1) at roof
- **Piping:** (2) 3" External feed line (3' length) welded to wall w/threaded female cap & chain at end, (1) at front & (1) at rear
- **Walkway:** Walkway at driver side near front w/safety handrail and anti skid surface
- **Hook-up:** Open front hook-up
- **Casters:** 8 5/8" x 7 3/4" Steel Casters

SURFACE DETAILS

- **Surface preparation:** Interior- SSPC-SP 10 Near White
Exterior- SSPC-SP 6 Commercial
- **Exterior Coating:** Primer coat: Carboline™ Carboguard 893
Finish coat: Carboline™ Carbothane 134 HG
- **Interior Coating:** Carboline Phenoline™ 310
- **Undercoating:** ZPG 20060b Undercoating
- **Safety Paint:** Carboline™ Safety Yellow – Stairway & handrails

TESTS PERFORMED

- **Water test:** 3 psi, 1st, 2nd & 3rd test (if necessary)
- **Surface profile test:** Deepness measure after blasting
- **Paint test:** Interior: 20 mils
Exterior 6 to 8 mils

OPTIONAL FEATURES

- Additional ports
- Additional manways
- Weir
- Gel line
- Jet line
- Custom interior coating
- Custom exterior coating